

Bi2 naked SLI inverter

Recessed **inverter** fan coil unit.



FEATURES

Cools, Dehumidifies, Heats and Filters

Recessed version

Compact: recessed wall thickness of just 142 mm

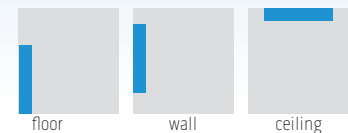
Range consists of 5 power models

Recess with formwork

DC brushless Motor

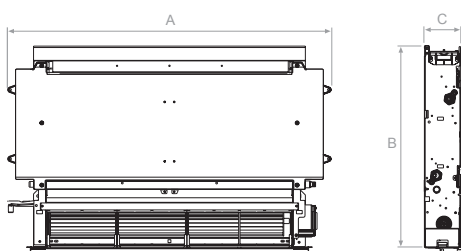
Ultra slim aesthetic panel

installation:

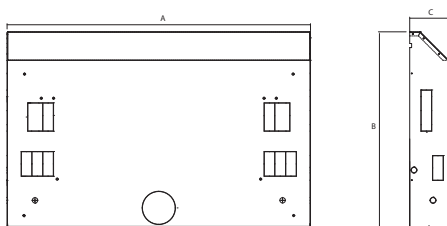


Available in colors: White

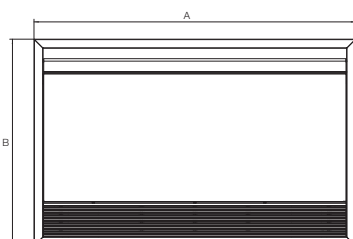
MODEL	Bi2 SLI without heating panel. (SLI Inverter)					
	SLI200	SLI400	SLI600	SLI800	SLI1000	
Recessed	CODE	01513	01514	01515	01516	01517



SLI 2 tubes recessed VERSION	SLI 200	SLI 400	SLI 600	SLI 800	SLI 1000	
A	mm	525	725	925	1125	1325
B	mm	576	576	576	576	576
C	mm	126	126	126	126	126
Weight	kg	7	9,5	11	14	17



	200	400	600	800	1000	
A	mm	713	913	1113	1313	1513
B	mm	725	725	725	725	725
C	mm	142	142	142	142	142



	200	400	600	800	1000	
A	mm	772,5	972,5	1172,5	1372,5	1572,5
B	mm	754	754	754	754	754



Wall installation.



Recessed with aesthetic panel sheet (SLI version and SLIR heating)



Ceiling installation.

MODEL	Bi2 SLI inverter					
		200	400	600	800	1000
(a) Total cooling capacity	kW	0,82	1,74	2,54	3,29	3,78
Sensible cooling capacity	kW	0,64	1,25	1,94	2,54	2,98
Water flow rate	lt/h	142	302	446	573	655
Water pressure loss	kPa	13,1	8,2	19	18,7	18,2
(b) Heating capacity (50°C)	kW	1,05	2,31	3,12	4,10	4,67
Water flow rate (50°C)	lt/h	84	185	249	329	374
Water pressure loss (50°C)	kPa	10,9	6,8	15,8	15,5	15,1
(c) Heating capacity (70°C)	kW	1,77	3,88	5,21	6,88	7,83
Water flow rate (70°C)	lt/h	152	334	448	592	673
Water pressure loss (70°C)	kPa	10,9	7,0	14,3	12,7	12,5
Water battery capacity	l	0,47	0,8	1,13	1,46	1,8
Maximum operating pressure	bar	10	10	10	10	10
Water connections	inches	Eurocone 3/4	Eurocone 3/4	Eurocone 3/4	Eurocone 3/4	Eurocone 3/4
(d) Air flow min	m³/h	100	170	180	370	420
(d) Air flow max	m³/h	160	320	460	575	650
Absorbed powe min	W	5	6	7	8	9
Absorbed powe max	W	11	19	20	24	27
Sound power min Lw	dB(A)	38	39	41	42	42
Sound power max Lw	dB(A)	52	53	53	54	54
(g) Sound power	dB(A)	34	36	37	35	38
Electrical supply	V/ph/Hz	230/1/50	230/1/50	230/1/50	230/1/50	230/1/50

Performance at maximum ventilation speed

(a) Water temperature in battery inlet 7°C, water temperature in battery outlet 12°C, ambient air temperature 27°C b.s. and 19°C b.u.

(b) Water temperature in battery inlet 50°C, water flow in cooling + panel, inlet ambient air temperature 20°C

















(c) Water temperature in battery inlet 70°C, water temperature in battery outlet 60°C, ambient air temperature inlet 20°C

(d) Air flow measured with clean filters

(g) Sound pressure measured at 1,5 m

ACCESSORIES **SLI inverter**

	CODE	DESCRIPTION	COMPATIBILITY
REMOTE CONTROL		B0685 Bi2 inverter control kit for remotization. The main operating parameters, set point and ambient temperature are transmitted from the remote control B0736 to all connected fan coils on the network, enabling a seamless operation. It has a 230VAC outlet for the control of a solenoid valve, two clean contacts for the control of a chiller or a boiler, and a presence inlet. Operation in MODBUS protocol, RS485.	B0736  My Home by 
		B0756 Control kit for remotization for the management and control through analogic inlet 0-10V or contacts. It has a 230VAC outlet for the control of one solenoid valve and a water sensor inlet with minimum temperature sensor function (in the contact mode)	
		B0151 Wall control kit with thermostat, summer/winter selector and speed switch. Wall thermostat with room sensor, On-Off switch, three-speed fan and summer/winter selector. Temperature range setting from 5 °C to 30 °C. 230 V supply. It has two 230VAC hot water and cold water solenoid outlets and an inlet water temperature sensor.	B0756
		B0152 Recessed control kit LCD with ambient sensor and thermostat, summer/winter selector and speed switch. Electronic recessed thermostat with ambient sensor, On-Off switch, fan speed selector (min, med, max and auto), ambient temperature, minimum water sensor mode and summer/winter selector. Temperature range setting from 5 °C to 30 °C. 230 V supply.	B0756
		B0736 LCD wall clock thermostat remote control kit Programmable wall LCD thermostat control for MODBUS connection, RS485. Ability to control up to 30 units. Desired temperature selection, operation mode, fan speed, manual/programmable thermostat. Room sensor inserted in control. Backlit LCD. Presence contact input. The control is equipped with a 230/12VAC double insulation power transformer and a buffer battery. Wall installation with center to center distance compatible with standard recessed mounting box 503.	B0685 

	CODE	DESCRIPTION
HYDRAULIC KITS	 B0139 B0832	2 way group valves with thermoelectric actuator kit. 2-way valves unit kit with 4-wire thermoelectric actuator and end run micro switch. Consists of a valve with thermoelectric actuator and holder, the first allows for the control of terminal thermal emissions intercepting water passage; the holder allows the balancing of system load losses. This kit is mandatory in version SLR except in the case of using a 3-way valve kit or in the presence of a collector with thermoelectric heads.
	 B0641 B0833	2-way valves group kit with thermoelectric actuator and bypass branch with pressure relief valve. 2-way valves unit kit with 4-wire thermoelectric actuator and end run micro switch and by-pass branch with pressure-relief valve. The kit consists of a valve with thermoelectric actuator, a holder and a bypass with a pressure relief valve, the first allows the control of terminal thermal emissions intercepting water passage; the holder allows the balancing of system load losses while the by-pass maintains the system balanced even with cabinet excluded. This kit is an alternative to the 2-way solenoid valve kit. (Required in SLR version)
	 B0635 B0834	3-way group valves kit with thermoelectric actuator. 3-way valves unit kit with 4-wire thermoelectric actuator and end run micro switch. Consists of a three-way diverter valve with thermoelectric actuator, and a holder. The first allows the control of terminal thermal emissions intercepting water passage; the holder allows the balancing of system load losses; the by-pass keeps water circulating in the system. This kit is an alternative to the 2-way solenoid valve kit (required in version SLR).
	The valve unit kits with thermoelectric actuator are recommended for the following command kits to activate chiller and boiler: B0659 - B0673 - B0707 - B0774 - B0772 - B0828 - B0756	
	 B0205	Manual 2-way group valves kit. Consisting of a valve and a holder, the first allows the cabinet to be manually excluded from the system, while the holder allows the balancing of system load losses.
	 B0204	Manual 2-way valve isolation kit. Avoids condensation during the cooling operation (already included in the other thermoelectric hydraulic kits).
	 B0501	Spacer kit (No. 1 unit) 3/4 Eurokonus. Available for multilayer pipes d. 20 mm. (which do not allow adequate bending radii), no. 1 or 2 kit. for machine according to the type of installation.
	 B0200 B0201	Adaptors couple kit. Allows you to transform the Bi2 3/4 " Eurocone connection into a standard 1/2 "(B0200) or 3/4 " (B0201) gas thread connection.
	 B0203	Kit 90° Eurokonus bend. Facilitates the connection in case of hydraulic connections with walled pipes
	ELECTRICAL KITS	 B0632 (200) (400) (600) B0633 (800) (1000)
		Ceiling recessed kit: air discharge grid with wing profile.* B0550 (200), B0551 (400), B0552 (600), B0553 (800), B0554 (1000) Ceiling recessed kit: air suction grid with wing profile.* B0559 (200), B0560 (400), B0561 (600), B0562 (800), B0563 (1000)
RECESSED KIT		Ceiling recessed kit: air discharge grid with wing profile. B0815 (200), B0816 (400), B0817 (600), B0818 (800), B0819 (1000) Ceiling recessed kit: air suction grid with wing profile. B0820 (200), B0821 (400), B0822 (600), B0823 (800), B0824 (1000)
	 B0194 (200), B0195 (400), B0196 (600), B0197 (800), B0198 (1000)	Suction kit for false ceiling or plasterboard trapdoor. Channels the air drawn from the suction grille to the cabinet.
	 B0160 (200), B0161 (400), B0162 (600), B0163 (800), B0164 (1000)	Upper telescopic discharge plenum kit. Channels the air from the cabinet to the discharge grille.
	 B0568 (200), B0569 (400), B0570 (600), B0571 (800), B0572 (1000)	Recessed kit with closing panel: Structure for recessed installation. * For vertical installation (combine with closing panel)
	 B0578 (200), B0579 (400), B0580 (600), B0581 (800), B0582 (1000)	Closing panel for recessed structure. For vertical installation (combine with recessed structure kit)
	 B0165 (200), B0166 (400), B0167 (600), B0168 (800), B0169 (1000)	90° insulated discharge plenum kit. Channels the air from the cabinet to the discharge grille. (non compatible with recessed structure).

* ceiling recessed kit while stocks last; hereafter ceiling recessed kits with codes B0815-B0819 and B0820-B0824 will be valid.